



¡GET READY FOR
DELE EXAM!
LACUNZA IH
2022



LACUNZA ESCUELA INTERNACIONAL



Camino Mundaiz, 8 Entlo D.
20012 Donostia - San Sebastián (GUIPÚZCOA)

Tel: 943 326 680

Fax: 943 326 822

Website:

www.lacunza.com

Email:

info@lacunza.com

DATES AND PRICES

Please note we cannot enroll students for the exam, you need to do it yourself, but we are obviously here to help you

Let's see **dates** and how you can **enroll**.

MONTH	EXAM DATE	DEADLINE TO ENROLL	LEVELS
You can enroll in a 2022 exam from November 11th 2021			
FEBRUARY	18/02/2022	12/01/2022	A2
APRIL	01/04/2022	02/02/2022	A2, B1, B2 & C1
MAY	21/05/2022	16/03/2022	A2, B1, B2, C1 & C2
JULY	01/07/2022	04/05/2022	A2, B1, B2 & C1
SEPTEMBER	09/09/2022	13/07/2022	A2
OCTOBER	07/10/2022	24/08/2022	A2, B1 & B2
NOVEMBER	19/11/2022	05/10/2022	A2, B1, B2, C1 & C2





DELE exam prices in 2022 (to be confirmed):

A2: 130€ - B1: 160€ - B2: 190€ - C1: 205€ - C2: 220€

GENERAL INFORMATION

The **DELE** is the oldest and most recognized exam for Spanish as a Foreign Language and never expires.

What does the exam look like?

SKILL	A2	B1	B2	C1	C2
 Reading	60 min	70 min	70 min	90 min	105 min (texts and audio)
 Listening	40 min	40 min	40 min	50 min	
 Writing	45 min	60 min	80 min	80 min	150 min (text, audio and writing)
 Speaking	12 min (12 of preparation)	15 min (15 of preparation)	20 min (20 of preparation)	20 min (20 of preparation)	20 min (30 of preparation)

HOW TO SIGN UP IN 10 STEPS

1. Enter [here](https://exámenes.cervantes.es/es/usuario/registro) (<https://exámenes.cervantes.es/es/usuario/registro>)
2. Fill the **booking form**
3. You will receive an email to **activate your account / “activar su cuenta”**.
4. Enter again in <https://exámenes.cervantes.es/es> and select **“iniciar sesión”**.
5. Select on your left “Mis inscripciones” and then select **“Iniciar sesión”**.
6. Fill COUNTRY, CITY and DATE and select **“buscar”**
7. Select our school: **“FEDELE SAN SEBASTIÁN -Lacunza Escuela Internacional”**.
8. Select as well : **“Tipo de Certificación convocatoria: DELE”** and select your level clicking on **“inscribirse”**
9. A new page with all your personal data will appear, **double check** that everything is good. If something's wrong you'll be able to edit it.

10. **¡IMPORTANT!**

Make sure you have selected the correct date, type of exam and centre **“FEDELE SAN SEBASTIÁN -Lacunza Escuela Internacional”**

DELE PREPARATION COURSE

First of all you can download material to learn by yourself directly from Cervantes website: : <https://exámenes.cervantes.es/es/dele/preparar-prueba>

Well done you are now ready to get the exam, but you may want to stack the odds to your favor to pass the exam.

Our DELE preparation course is made for you.

> DELE preparation combined course

Our most popular course combines our **Intensive 20** course (20 general Spanish lessons in mini group) with **5 dedicated preparation lessons** to concentrate on exam content, the skills and strategies needed to pass and doing mock exams.

One class is 45 minutes

As an **official Instituto Cervantes Exam Center**, you can take the A2, B1, B2 or C1 DELE exam at the school.

Prices:

Enrolment fee: 60€

1 - 3 weeks: 307€ per week

4 weeks : 297€ per week

Class hours are reduced from 1,5 hours to 1 hour if your group has 2 students or 45 minutes if you are by yourself

The price also includes:

- Level test
- Course completion certificate
- Help and assistance with the exam enrolment procedure
- Free additional tutoring in Spanish
- Social and cultural activities

> **DELE preparation specific course**

You also have the option to sign up only for the specific **DELE preparation sessions**, onsite in our school in San Sebastián or online from home.

Price:

Enrolment fee :10€

1 onsite class : 36€

20 onsite classes package : 700€

1 online: 29€

5 online classes package: 140€

(1 class= 45 minutes)

Get in touch with us if you are a group of same level friends who want to prepare the DELE exam together, we do have discounted offers for you!